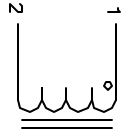


The information contained in this drawing is the sole property of CWS Coil Winding Specialist. Any reproduction in part or whole without written permission of CWS Coil Winding Specialist is prohibited.

REVISION HISTORY

REV	ECN	DESCRIPTION	DATE	BY	CHK	DATE
A		PRE-PRODUCTION RELEASE	7/13/04	JLU		7/14/04



6 IF NEEDED, WRAP INDUCTOR WITH GLASS TAPE TO THE CORE

5 REMOVE INSULATION AND TIN LEADS 0.50 INCH

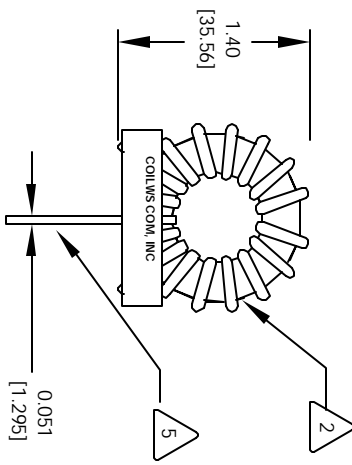
4 WIND COILS EVENLY SPACED AROUND THE CORE CONSTRUCTION:

3 DC BIASED = 8.0 AMPS, INDUCTANCE = 85 UH
DC BIASED = 10.0 AMPS, INDUCTANCE = 80 UH
INDUCTANCE = 100 UH +/- 10% @ LOW DC BIAS, 1 KHZ, 250mV SPECIFICATIONS:

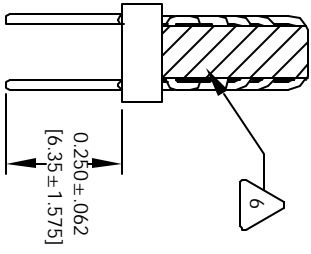
2 HI-POT TEST FOR WINDING TO CORE ISOLATION = 500VDC MIN
CURRENT RATING : 8.0 AMPS, 40 °C TEMP. RISE, NO AIR FLOW
DCR = 23.0 MILLI-OHMS MAX.

1 WIRE: UL RECOGNIZED 200°C RATED MAGNET WIRE
CWS BYTEMARK OR OTHER APPROVED PART
CORE: COATED HIGH FLUX TOROIDAL CORE

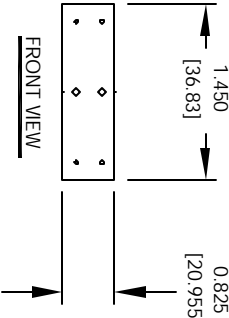
NOTES: TOROIDAL POWER CHOKE. ALL DIMENSIONS IN INCHES



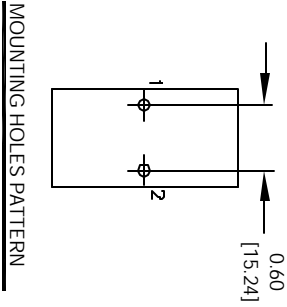
FRONT VIEW



SIDE VIEW



FRONT VIEW



MOUNTING HOLES PATTERN

CODE	IDENT	MFG. P/N	DESCRIPTION	ITEM NO.
			PARTS LIST	
AUTOCAD	X		CWS Coil Winding Specialist.	
SOLIDWORKS			1510 E. Edinger Ave.	
SIGN			WWW.COILWS.COM	
			Unit B, Santa Ana, CA, 92705	
DATE			TITLE:	
7/13/04			Toroidal Power Chokes	
7/13/04			Toroid Inductor	
7/13/04			SIZE	
7/13/04			DRW	
7/13/04			CHK	
7/13/04			APP	
7/13/04			DATE	
7/13/04			SCALE	
7/13/04			B	
7/13/04			MHF270-101M-8.0A	
7/13/04			2=1	
7/13/04			SHEET 1 OF 1	
7/13/04			REV A	